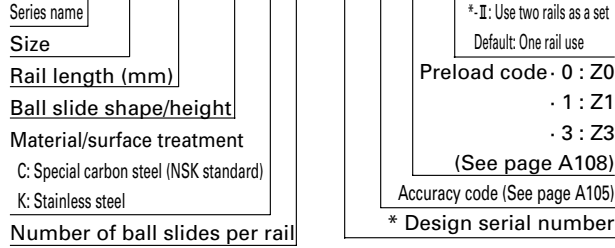


SS-AL (High load type)
SS-CL (Medium load type)

SS 350840 AL C 2 - ** PN 0 - II



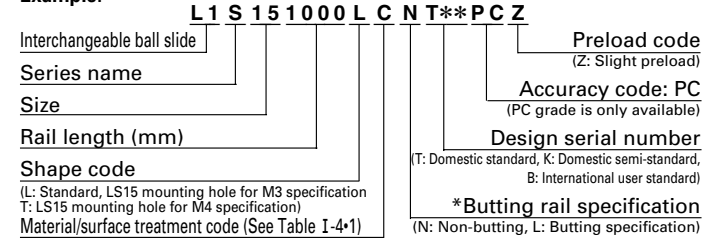
C: Special carbon steel (NSK standard)
K: Stainless steel

*-II: Use two rails as a set
Default: One rail use
Preload code: 0 : Z0
. 1 : Z1
. 3 : Z3
(See page A108)
Accuracy code (See page A105)
* Design serial number

* Please note that we assign the design number, and omit the last code (II) that indicates a use of two rails as a set to finalize the reference number as product identification.

Reference number for rail of interchangeable types
For regular rails (non-jointed rail)

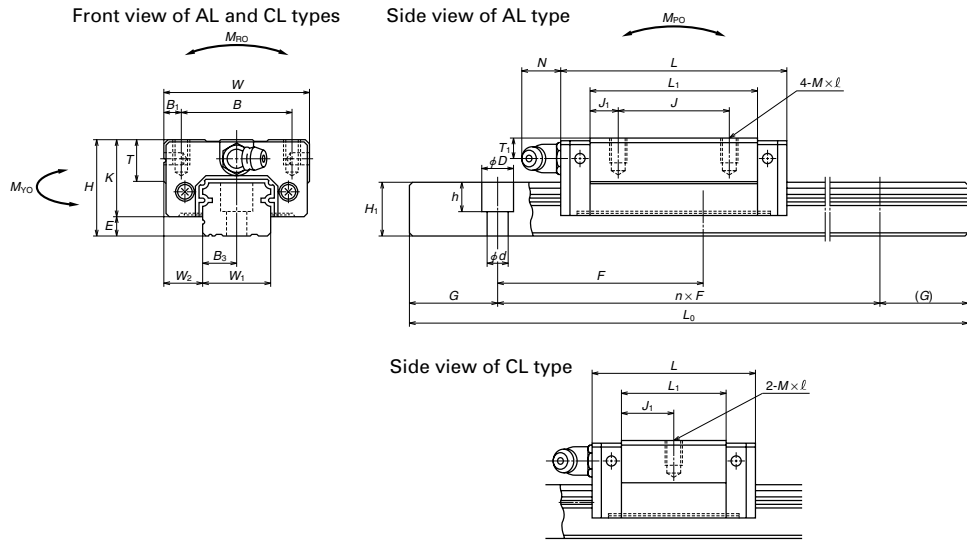
Example:



L: Standard, LS15 mounting hole for M3 specification
T: LS15 mounting hole for M4 specification
Material/surface treatment code (See Table I-4*1)

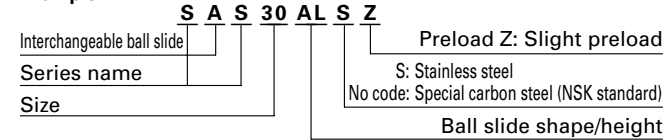
Preload code (Z: Slight preload)
Accuracy code: PC (PC grade is only available)
Design serial number (T: Domestic standard, K: Domestic semi-standard, B: International user standard)
*Butting rail specification (N: Non-butting, L: Butting specification)

* Please consult with NSK for butting rail specification.

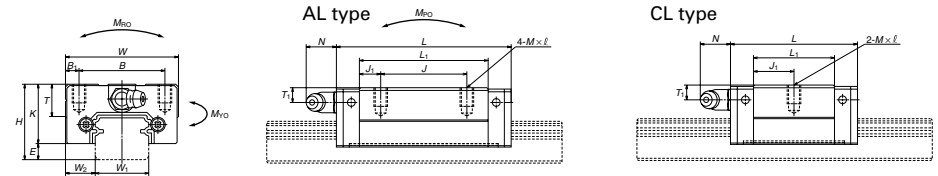


Reference number for ball slide of interchangeable types

Example:



Preload Z: Slight preload
S: Stainless steel
No code: Special carbon steel (NSK standard)
Ball slide shape/height



Model No.	Assembly			Ball slide												
	Height	Width	Length	Mounting hole						Grease fitting						
				H	E	W ₂	W	L	B	J	Mxpitchxℓ	B ₁	L ₁	J ₁	K	T
SS15CL SAS15CL SS15AL SAS15AL	24	4.6	9.5	34	40.4 56.8	26	- 26	M4x0.7x6	4	23.6 40	11.8 7	19.4	10	φ3	6	3
SS20CL SAS20CL SS20AL SAS20AL	28	6	11	42	47.2 65.2	32	- 32	M5x0.8x7	5	30 48	15 8	22	12	M6x0.75	5.5	11
SS25CL SAS25CL SS25AL SAS25AL	33	7	12.5	48	59.6 81.6	35	- 35	M6x1x9	6.5	38 60	19 12.5	26	12	M6x0.75	7	11
SS30CL SAS30CL SS30AL SAS30AL	42	9	16	60	67.4 96.4	40	- 40	M8x1.25x12	10	42 71	21 15.5	33	13	M6x0.75	8	11
SS35CL SAS35CL SS35AL SAS35AL	48	10.5	18	70	77 108	50	- 50	M8x1.25x12	10	49 80	24.5 15	37.5	14	M6x0.75	8.5	11

Rail							Basic load rating					Ball diameter	Weight	
Width	Height	Pitch	Mounting bolt hole	G	Max. length	Dynamic	Static	Static moment			D _w	Ball slide (kg)	Rail (kg/m)	
W ₁	H ₁	F	d x D x h	(recomm ended)	L _{max} (l for stainless)	C	C ₀	M _{B0}	M _{P0}	M _{V0}				
15	12.5	60	※3.5x6x4.5 4.5x7.5x5.3	7.5	2 000 (1 700)	4 900 7 900	7 800 15 600	39 78	21 74	18 62	2.778	0.14 0.2	1.4	
20	15.5	60	6x9.5x8.5	10	20 (3 500)	7 250 11 100	11 800 21 800	80 149	40 124	34 104	3.175	0.19 0.28	2.3	
23	18	60	7x11x9	11.5	20 (3 500)	3 960 12 700 17 900	20 800 33 500	164 266	96 242	81 203	3.968	0.34 0.51	3.1	
28	23	80	7x11x9	14	20 (3 500)	4 000 27 300	18 700 50 500	282 480	153 415	128 350	4.762	0.58 0.85	4.8	
34	27.5	80	9x14x12	17	20 (3 500)	4 000 38 000	40 000 68 500	465 800	234 620	196 520	5.556	0.86 1.3	7	

※ Standard mounting hole of SS15 rail is for M3 bolts (Hole size: 3.5x6x4.5).
If you require the mounting hole for M4 bolts (Hole size: 4.5x7.5x5.3), please specify it when ordering.

The basic dynamic load rating is a load that furnishes 50 km rating fatigue life; it is a vertical and constant load to the ball slide mounting surface.

When converting the basic dynamic load rating C to the dynamic load rating C₁₀₀ for 100 km rating fatigue life, divide the C by 1.26

SS-EL (High load type)
SS-JL (Medium load type)

SS 350840 EL C 2 - **PN 0 - II

Series name	SS	Size	350840	Rail length (mm)	EL	Material/surface treatment	C	Number of ball slides per rail	2	Preload code	0	Accuracy code	**	Design serial number	PN 0 - II
-------------	----	------	--------	------------------	----	----------------------------	---	--------------------------------	---	--------------	---	---------------	----	----------------------	-----------

* II: Use two rails as a set
Default: One rail use

Preload code: 0 : Z0
1 : Z1
3 : Z3

(See page A108) * Please note that we assign the design number, and omit the last code (II) that indicates a use of two rails as a set to finalize the reference number as product identification.

Accuracy code (See page A105) * Design serial number

Reference number for rail of interchangeable types
For regular rails (non-jointed rail)

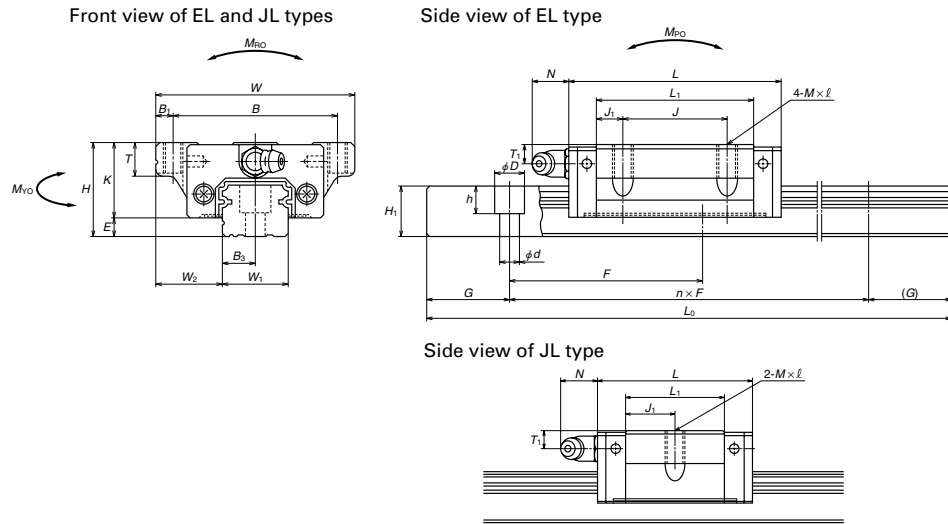
Example: **L1 S 15 1000 LC NT**PC Z**

Interchangeable ball slide	L1	Series name	S	Size	15	Rail length (mm)	1000	Shape code	LC	Material/surface treatment code	NT	Preload code	Z	Accuracy code	PC	Design serial number	**	Butting rail specification	PC Z
----------------------------	----	-------------	---	------	----	------------------	------	------------	----	---------------------------------	----	--------------	---	---------------	----	----------------------	----	----------------------------	------

(L: Standard, LS15 mounting hole for M3 specification
T: LS15 mounting hole for M4 specification)
(N: Non-butting, L: Butting specification)

(Z: Slight preload)
(PC grade is only available)
(T: Domestic standard, K: Domestic semi-standard, B: International user standard)

* Please consult with NSK for butting rail specification.



Reference number for ball slide of interchangeable types

Example: **S A S 30 EL S Z**

Interchangeable ball slide	S	Series name	A S	Size	30	Preload	Z: Slight preload	Ball slide shape/height	EL S Z
----------------------------	---	-------------	-----	------	----	---------	-------------------	-------------------------	--------

S: Stainless steel
No code: Special carbon steel (NSK standard)



Model No.	Assembly			Ball slide												
	Height H	Width W	Length L	Mounting hole					Grease fitting							
				B	J	Mxpitchxℓ	B ₁	L ₁	J ₁	K	T	Hole size	T ₁	N		
SS15JL SS15EL SAS15EL	24	4.6	18.5	52	40.4	41	-	M5x0.8x6	5.5	23.6	11.8	19.4	8	φ3	6	3
SS20JL SS20EL SAS20EL	28	6	19.5	59	47.2	49	-	M6x1x10	5	30	15	22	10	M6x0.75	5.5	11
SS25JL SS25EL SAS25EL	33	7	25	73	59.6	60	-	M8x1.25x12	6.5	38	12.5	26	11	M6x0.75	7	11
SS30JL SS30EL SAS30EL	42	9	31	90	67.4	72	-	M10x1.5x18	9	42	21	33	11	M6x0.75	8	11
SS35JL SS35EL SAS35EL	48	10.5	33	100	77	82	-	M10x1.5x20	9	49	24.5	37.5	12	M6x0.75	8.5	11

※Dimensions in () are applicable to stainless steel products.
※The external appearance of stainless steel ball slides differs from those of standard material ball slide.

Rail							Basic load rating					Ball diameter	Weight	
Width W ₁	Height H ₁	Pitch F	Mounting bolt hole d×D×h	B ₃	G (recomm ended)	Max. length L _{0max} () for stainless	Dynamic C (N)	Static C ₀ (N)	Static moment			D _w	Ball slide (kg)	Rail (kg/m)
									M _{BO} (N·m)	M _{PO} (N·m)	M _{VO} (N·m)			
15	12.5	60	※ 3.5×6×4.5 4.5×7.5×5.3	7.5	20	2 000 (1 700)	4 900 7 900	7 800 15 600	39 78	21 74	18 62	2.778	0.17 0.26	1.4
20	15.5	60	6×9.5×8.5	10	20	3 960 (3 500)	7 250 11 100	11 800 21 800	80 149	40 124	34 104	3.175	0.24 0.35	2.3
23	18	60	7×11×9	11.5	20	3 960 (3 500)	12 700 17 900	20 800 33 500	164 266	96 242	81 203	3.968	0.44 0.66	3.1
28	23	80	7×11×9	14	20	4 000 (3 500)	18 700 27 300	29 600 50 500	282 480	153 415	128 350	4.762	0.76 1.2	4.8
34	27.5	80	9×14×12	17	20	4 000 (3 500)	26 000 38 000	40 000 68 500	465 800	234 620	196 520	5.556	1.2 1.7	7

※ Standard mounting hole of SS15 rail is for M3 bolts (Hole size: 3.5×6×4.5).
If you require the mounting hole for M4 bolts (Hole size: 4.5×7.5×5.3), please specify it when ordering.
The basic dynamic load rating is a load that furnishes 50 km rating fatigue life, it is a vertical and constant load to the ball slide mounting surface.
When converting the basic dynamic load rating C to the dynamic load rating C₁₀₀ for 100 km rating fatigue life, divide the C by 1.26

SS-FL (High load type)
SS-KL (Medium load type)

SS 350840 FL C 2 - **PN 0 - II

Series name
Size
Rail length (mm)
Ball slide shape/height
Material/surface treatment
C: Special carbon steel (NSK standard)
K: Stainless steel
Number of ball slides per rail

*.II: Use two rails as a set
Default: One rail use

Preload code: 0 : Z0

. 1 : Z1

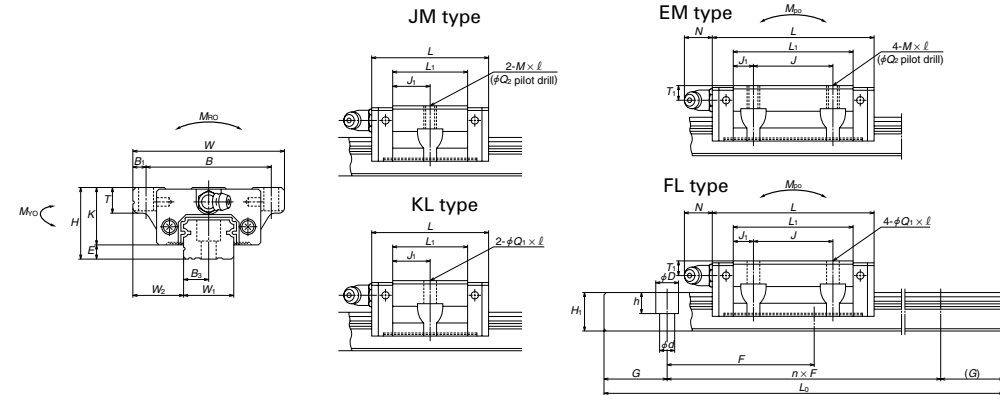
. 3 : Z3

(See page A108)

Accuracy code (See page A105)

* Design serial number

* Please note that we assign the design number, and omit the last code (II) that indicates a use of two rails as a set to finalize the reference number as product identification.



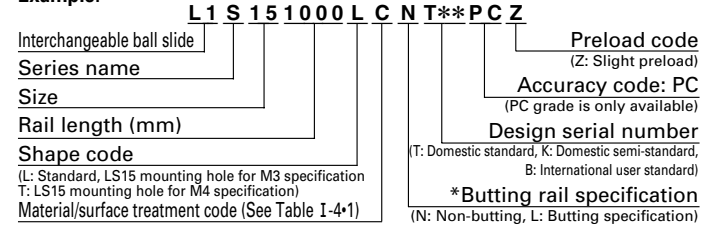
Model No.	Assembly			Ball slide											Grease fitting				
	Height	Width	Length	Mounting hole								Hole size	T ₁	N	Dynamic	Static			
				Q ₁ xℓ	Q ₂	B ₁	L ₁	J ₁	K	T									
SS15KL SAS15KL SS15JM SS15FL SAS15FL SS15EM SAS15EM	24	4.6	18.5	52	40.4	41	26	4.5x7 M5x0.8x7	4.4	5.5	23.6	11.8	19.4	8	φ3	6	3		
SS20KL SAS20KL SS20JM SS20FL SAS20FL SS20EM SAS20EM	28	6	19.5	59	47.2	49	32	5.5x9(5.5x9.5) M6x1x9 (M6x1x9.5) 5.5x9(5.5x9.5) M6x1x9 (M6x1x9.5)	5.3	5	30	15	22	10	M6x0.75	5.5	11		
SS25KL SAS25KL SS25JM SS25FL SAS25FL SS25EM SAS25EM	33	7	25	73	59.6	60	35	7x10(7x11.5) M8x1.25x10 (M8x1.25x11.5) 7x10(7x11.5) M8x1.25x10 (M8x1.25x11.5)	6.8	6.5	38	19	26	11 (12)	M6x0.75	7	11		
SS30KL SAS30KL SS30JM SS30FL SAS30FL SS30EM SAS30EM	42	9	31	90	67.4	72	40	9x12(9x14.5) M10x1.5x12 (M10x1.5x14.5) 9x12(9x14.5) M10x1.5x12 (M10x1.5x14.5)	8.6	9	42	21	33	11 (15)	M6x0.75	8	11		
SS35KL SAS35KL SS35JM SS35FL SAS35FL SS35EM SAS35EM	48	10.5	33	100	77	82	50	9x13(9x14.5) M10x1.5x13 (M10x1.5x14.5) 9x13(9x14.5) M10x1.5x13 (M10x1.5x14.5)	8.6	9	49	24.5	37.5	12 (15)	M6x0.75	8.5	11		

※Dimensions in () are applicable to stainless steel products.
※The external appearance of stainless steel ball slides differs from those of standard material ball slide.
A123

Reference number for rail of interchangeable types

For reference rails (non-jointed rail)

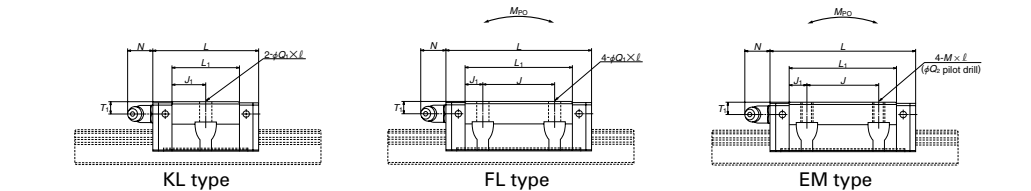
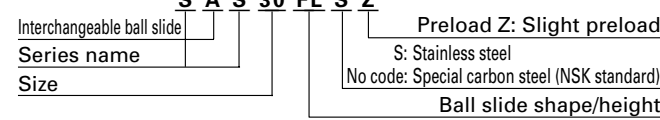
Example:



* Please consult with NSK for butting rail specification.

Reference number for ball slide of interchangeable types

Example:



Rail							Basic load rating					Ball diameter	Weight	
Width	Height	Pitch	Mounting bolt hole	B ₃	G (recomm. ended)	Max. length L _{0max} (1) for stainless	Dynamic C (N)	Static C ₀ (N)	Static moment (N·m)			D _w	Ball slide (kg)	Rail (kg/m)
W ₁	H ₁	F	d x D x h						M _{RO}	M _{PO}	M _{VO}			
15	12.5	60	※ 3.5x6x4.5 4.5x7.5x5.3	7.5	20	2000 (1700)	4900 7900	7800 15600	39 78	21 74	18 62	2.778	0.17 0.26	1.4
20	15.5	60	6x9.5x8.5	10	20	3960 (3500)	7250 11100	11800 21800	80 149	40 124	34 104	3.175	0.24 0.35	2.3
23	18	60	7x11x9	11.5	20	3960 (3500)	12700 17900	20800 33500	164 266	96 242	81 203	3.968	0.44 0.66	3.1
28	23	80	7x11x9	14	20	4000 (3500)	18700 27300	29600 50500	282 480	153 415	128 350	4.762	0.76 1.2	4.8
34	27.5	80	9x14x12	17	20	4000 (3500)	26000 38000	40000 68500	465 800	234 620	196 520	5.556	1.2 1.7	7

※ Standard mounting hole of SS15 rail is for M3 bolts (Hole size: 3.5x6x4.5).
If you require the mounting hole for M4 bolts (Hole size: 4.5x7.5x5.3), please specify it when ordering.
The basic dynamic load rating is a load that furnishes 50 km rating fatigue life; it is a vertical and constant load to the ball slide mounting surface.
When converting the basic dynamic load rating C to the dynamic load rating C₁₀₀ for 100 km rating fatigue life, divide the C by 1.26